



AUGUST 2010
VOLUME 9 NO 2

The Leader in Replacement Parts for Healthcare Equipment Since 1972

PC Boards to Fit Midmark® • Ritter® M9/M11 UltraClave® Sterilizers Now Available From RPI

In response to a demand from customers, RPI now offers a PC Board Program that allows customers to return old boards for credit and to purchase refurbished boards.

Good news! RPI is now selling refurbished PC boards to fit the old style Midmark•Ritter M9 and M11 UltraClave sterilizers.

RPI began buying used boards earlier this year after Midmark announced that it would no longer be selling these boards. The RPI PC Board Exchange Program will help keep these excellent sterilizers running longer, helping you to keep your customers happy.

Here's the program – RPI is offering a \$40 credit for each board returned. The returned boards are tested to identify failure points, bad components are carefully removed, and new components are expertly replaced.

In addition, RPI is replacing some of the other components on all boards, regardless of whether they are bad, as we have found several common failure components on these PC boards.

The conformal coating, on the refurbished boards, gets touched up with new humiseal to protect the components from the harsh environment of the sterilizer. The boards are then tested twice prior to being returned to inventory for sale. Each board is sold with a tape from the

printer of the test machine showing that it completed two cycles, and is placed in a static free bubble wrap bag for protection.

RPI is offering a 90 day warranty on these boards, although we are confident that with the conformal coating and all of the new components, these boards will last far longer.

We are specifically looking for the PC boards listed in the inset of this article. And, if you have any spare boards, we will gladly take them off your hands for the \$40 credit, even if you are not in need of a new board at this time. And, we will send you a static-free bag at no charge to keep the old PC board safe during shipping. We

need boards to maintain a sufficient inventory.

At this time, we are refurbishing and selling only the M9/M11 boards. We are currently building an inventory of the M9D/M11D boards so we need them from you now, but the M9D/M11D boards are not yet available for sale.

The response to our Exchange Program has been extremely positive. Thank you for your support.

INTRODUCING NEW PARTS TO FIT THE AMSCO/STERIS CENTURY STERILIZERS

We are pleased to announce our first set of parts to fit the Amsco/Steris Century V116 and V120 sterilizers. For many years, we have carried several parts that were common to the Eagle and Medallion series as well as to the Century sterilizers, including the steam traps and steam trap repair kits, PRV kits, and a few solenoid repair kits. But now we have our first set of parts designed specifically for the Century line of sterilizers.

As always, we try to find ways to improve upon parts, save you money, and make your life a little easier ... and we are proud to say that we have done it again. This new group of parts include the heat exchanger, check valves, strainers, and the PM Pack (Misc). It also includes items that Steris does not currently offer, such as the check valve rebuild kits and strainer elements that allow you to save money when a complete replacement is not necessary.

For a listing of all these parts visit our website www.rpiparts.com and find them in the *New Parts Index* or through a model listing of parts to fit the V116 and V120.

This is just the start for us – there is much more in the works, so keep a look out for our bright yellow flyers for more parts to fit these sterilizers. And, if you have any specific parts requests for the Century line (or any line of parts), please contact our Tech Support Department and let them know what you need.

WANTED!
**PC BOARDS TO FIT
MIDMARK M9/M11 AUTOCLAVES**
Here's What We Need ...

Old style PCB models 001-019 with the following prefixes:

- M9 (S/N Prefix CZ, DA, DB, DX, DY, FD & OM);
- M9D (S/N Prefix: FF & FG);
- M11 (S/N Prefix: ES, ET, FP, FR & GB);
- M11D (S/N Prefix: GC & GD).

Please note that RPI needs a supply of the M9/M11/M9D/M11D boards listed above. However, at this time we are refurbishing and selling only the M9/M11 boards. For information about "How to Identify the Model, Serial # and Prefix of Midmark M9 & M11 UltraClaves", see the *Tech Talk* article on page 3.



Ira Lapidès
CEO & President
Replacement Parts Industries, Inc.

FROM THE DESK OF THE PRESIDENT

Give a little bit.

One of the distinguishing characteristics of America is our generosity as individuals and as a country. I don't think there is any other nation, either currently, or in all of history, that has given to others as much as America has and continues to do. It seems to be in our DNA to give, as we have been very fortunate as a nation. Even during these difficult economic times, we still give, both of our time and money, to those in need, domestically and internationally.

I think this has been exemplified in the past year, with the relief efforts in Haiti and other areas of the country and the world devastated by a variety of natural disasters. Earthquakes, floods and volcanoes have created havoc all over the world, devastating cities, disrupting economies, and worst of all, causing the deaths of countless people.

And our response, especially as seen in Haiti, has been exemplary. Our particular industry has helped lead the way, and is so crucial to so many relief efforts. As Haiti's medical infrastructure was decimated, the response by the American biomedical and clinical engineering community was fantastic.

I know of several small mission organizations that provided biomedical equipment, service, and parts to affected facilities, and helped set up temporary medical facilities or expanded the capabilities of facilities in cities not affected by the earthquake. RPI donated parts to one such relief effort, where a biomedical engineer traveled to Haiti to get equipment repaired in a facility north of the epicenter.

Wayne Morse, Yadin David, David Francouer, and many others put together a biomed relief effort for Haiti that drew over 110 individual volunteers, then expanded to help coordinate contributions in manpower, equipment, and parts with Antonio Hernandez of the Pan American Health Organization. This effort is still ongoing. Yadin is also looking to create a global clinical engineering response team through the International Federation for Medical and Biological Engineering.

Other organizations, such as Direct Relief International, earthMed, and Global Links, directed significant attention to the situation in Haiti. RPI was able to coordinate some parts contributions to Direct Relief to help them get some equipment operational and shipped to affected areas.

It always amazes me how much we as a country do give to others around the world, and it's great to see the medical equipment and service industry contributing as much as it does. It's nice that we as an industry are in a position to help, and it is good to see that we come through.

THE RPI FAMILY

Hi. My name is Linda Bean. I am with the Customer Service Department. I've been at RPI since 2005. I really enjoy talking with the customers and helping them out so they can get their orders when they need them.

Some of our customers tell me stories about their jobs and where they live. It's interesting to hear about the different places around the world and what's happening with our customers there.

It's also so nice to hear when our customers compliment all of us in the department. They tell us that they like it that we get their orders out so fast. Some of them even say that we have the best customer service department that they have ever worked with. I feel that way about our customers too.


I grew up here in the San Fernando Valley, and I live close to work. The joy of my life are my two children - Jonathan and Josalynn. They keep me very busy running to the park or swimming at the pool or playing baseball.



Linda Bean
Customer Service

Some of the most fun things that I like to do are reading gossip magazines, going to the movies and theme parks like Magic Mountain and Universal Studios. In fact, this summer, King Kong will be back at Universal Studios in 3D, so I am looking forward to seeing that when I go next time.

I like to travel too. I've been to Watsonville to be with family and San Diego to go to Sea World. Once I went to Arizona to visit friends - it was really hot and humid there. Some day I would really like to go to Paris, France to see the Eiffel Tower and take a boat ride along the Seine River.



How to Identify the Model, Serial # and Prefix of Midmark® M9 & M11 UltraClaves®

By Neil Blagman, RPI Product Development

Midmark introduced the M9/M9D and M11/M11D UltraClaves as an easy-to-use and reliable series of automatic tabletop sterilizers. RPI designed the first replacement parts to fit the M9/M11 during the 1990's and has been successfully adding parts to the line ever since.

SERIAL # PREFIXES AND WHERE TO LOCATE THEM.

The original M9 and M11 sterilizers were released as a series beginning with **-001 through -019** with serial number prefixes as follows:

- M9 – CZ, DA, DB, DX, DY, FD and OM
- M9D – FF and FG
- M11 – ES, ET, FP, FR and GB
- M11D – GC and GD

Easily identified by a front panel overlay that featured Red Light Emitting Diode Displays and two rows of small LED indicators, the series -001 thru -019 has a serial number plate located directly next to the power cord mount on the back of the machine.

As part of a redesign, Midmark released the M9/M9D and M11/M11D series **-020 through -022** with serial number prefixes as follows:

- M9 – RN, RP, RR and V
- M9D – RW, RX and V
- M11 – RS, RT, RV and V
- M11D – RY, RZ and V

Easily identified by a front panel Liquid Crystal Display and no LED's, the series -020 through -022 has a serial number plate next to the power cord mount on the back of the machine and an additional serial number plate mounted on the lower right

hand side of the front panel directly behind the door.

HELP YOUR CUSTOMER IDENTIFY THE UNIT BEFORE YOU ARRIVE ON-SITE.

If you are called to do service on a Midmark M9/M9D or M11/M11D, you will need the model number, series number and serial number to properly identify repair parts.

If you do not already have this information, you could ask your customer to rotate the sterilizer around and read you the serial number plate located by the power cord mount (as discussed above). However, it may not always be possible to move the sterilizer and your customer may be uncomfortable handling the rather large and heavy machine and these sterilizers are frequently located in rather tight spaces that may not allow the freedom to rotate the sterilizer completely.

If it is impossible for your customer to determine the information you need, then you can narrow down the choices by asking a couple of simple questions starting with, "What color is the front panel display?" If your customer answers "Red" you can assume that the sterilizer is either an M9, M9D, M11 or M11D from series -001 through -019.

The other bit of information that would be helpful to you is the chamber size of the unit. To find the answer to this question, ask your customer to look at the front door panels where all Midmark sterilizers are usually clearly marked either "M9" or "M11". However, if for some reason, it is

not clearly marked or if it is unmarked, then the chamber size can be determined with a 12" ruler. Instruct your customer to measure the outer diameter of the door gasket race. The M9 and M9D door race will measure approximately 10-3/4" while the M11 and M11D will measure approximately 12-3/4".

BY THE WAY, WHAT ABOUT THAT "D"?


The "D" designator in the Midmark M9D and M11D indicates the use of a manually opening door. The M9D and M11D sterilizers do not have pulse solenoids or motorized door openers.

THE RPI ADVANTAGE. RPI currently sells parts for both styles of the M9/M9D and M11/M11D which leads to parts that appear to have the same description with different construction.

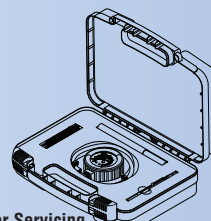
As an example, RPI offers two Temperature Probe Assemblies – one with RPI Part #MIP050 and one with RPI Part #MIS121. Although both of these parts function in the same way, they cannot be interchanged between the two different styles of sterilizers. So it is imperative that you know the style and serial number prefix before you begin your service call.

To help you locate the exact part you need for the specific unit you are servicing, RPI identifies the model, style and serial number prefix for each of the parts we offer to fit these Midmark units. Simply refer to our catalog or website, www.rpiparts.com. Or give us a call in Tech Support, at (800) 221-9723, ext. 135.

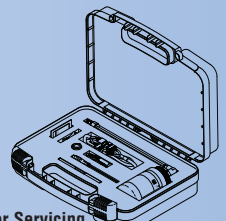
SMART
Table Top Sterilizer Diagnostic and Calibration Kits include the tools and parts that make your job easier ... Now there are three Smart Kits®. Visit the RPI website for details.



For Servicing
Tuttnauer® Automatic Autoclaves
Ask for RPI Part #TUK108




For Servicing
Midmark®/Ritter M9/M11 Autoclaves
Ask for RPI Part #MIK074



For Servicing
SciCan® Cassette Autoclaves
Ask for RPI Part #SCK028

WHAT'S NEW


See these flyers on the RPI website, www.rpiparts.com



BULK STERILIZERS

Parts to fit CASTLE/GETINGE 3500 and 3600 Series & MC3600

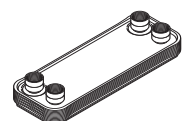
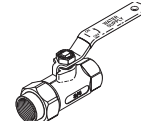
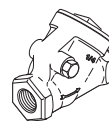
- Door Gaskets to fit the 3500 and 3600 series
- Solenoid Valve Repair Kit to fit the 3500 and 3600 series (Sol-1 Steam to Chamber and Sol-2 Fast Exhaust)
- The "Big Orange" Door Gasket to fit the MC3600



BULK STERILIZERS

Parts to fit AMSCO/STERIS Century V116 & V120

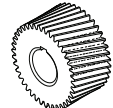

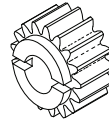
- Ball Valve
- Check Valves
- Check Valve Rebuild Kits
- Heat Exchanger
- PM Pack (Misc)
- Strainers
- Strainer Elements
- Safety Valve



DENTAL CHAIRS

Parts to fit PELTON & CRANE Chairman 100 & 300 Series Dental Chairs

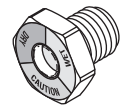
- Traverse Gear (Single)
- Traverse Gear (Double)
- Lift Gear
- Grease



DENTAL COMPRESSORS

Parts to fit Air Techniques, Apollo, DCI/MDT McKesson, DentalEZ®, JUN-Air, Matrix, Midmark, Tech West/Turbine, Ind.

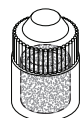
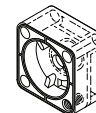
- Compressor PM Kits
- Differential Pressure Indicators
- Carbon Filter Elements
- Mounting Brackets
- Desiccant
- Particle Filter Assemblies
- Air Filter Elements
- Moisture Indicators
- Sight Glasses
- Particle Filter Elements
- Air Filter Assemblies
- And more



DENTAL DELIVERY SYSTEMS/UNITS

Parts to fit A-DEC Cascade®, Decade®, Excellence and Mini-Trol

- Clear Valve Body to replace the White and Black Valve Bodies
- Clear Valve Body Repair Kits
- Redesigned Clear Filter Housing



ECG, NIBP, CABLES, etc.

Disposable Leadwires, Leadwires for Veterinary Use & Telemetry Cables

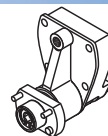
- Disposable Leadwire Sets
- More Reusable Leadwire Sets
- More Telemetry Cables
- Leadwires and Leadwire sets for Veterinary use



ORTHOPEDICS & PHYSICAL THERAPY

Parts to fit STRYKER® 900 Series Cast Cutters

- Power Supply PCB
- O-ring
- T-15 Torx Wrench
- Output Drive Assembly
- Bearing Grease



FROM RPI

Simply go to the "New Parts Index" or "RPI News!"



TABLES AND CHAIRS (EXAM/SURGICAL) Parts to fit MIDMARK® • RITTER® 100 and 300 Series

- Limit Switch
- Heater Switch
- Motor/Pump Assembly
- Hoses
- Relay
- Capacitor
- Cylinders

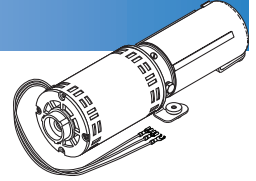
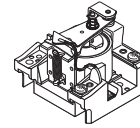
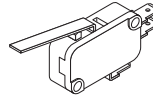


TABLE TOP STERILIZERS Parts to fit MIDMARK® • RITTER® M9, M9D, M11 & M11D

- Display Overlay
- Elbow Barb Fitting
- Fan
- Solenoid Valve
- Touch Pad
- Door Switch Assembly
- Thermostat
- Coil (Air Valve)
- Safety Valve (40 PSI)
- Temperature Sensor
- Condensation Coil
- Repair Kits (Air Valve & Vent Valve)



TABLE TOP STERILIZERS PC BOARDS to fit MIDMARK® • RITTER® M9, M9D, M11 & M11D

- Due to an overwhelming demand, we now offer refurbished Control PC Boards! Plus, RPI has a PC Board Exchange Program. Send us your old style PC Board that fits the M9, M9D, M11 or M11D and receive a \$40.00 Credit to your RPI account.




TABLE TOP STERILIZERS PRESTIGE • KAVO Sterilizer OEM Parts

- Door Gasket
- Lid Assembly
- Gasket Offset Device Cover
- Handle
- Top Cover Moulding
- Base Kits
- Body Kits
- Module Kits
- Valve Kits
- Instrument Baskets
- Cassette Rack Kit
- Decal Kits and much more



TABLE TOP STERILIZERS PM Kits and Filters to fit SC/CAN STAT/IM® Series Cassette Sterilizers

- Sterilizer PM Kits
- Air Compressor Filter
- Biological Filter
- Water Filter (In-Line)


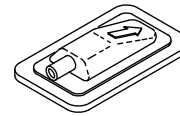
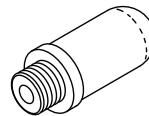


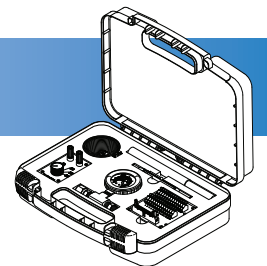
TABLE TOP STERILIZERS More new Parts to fit SC/CAN STAT/IM® Series Cassette Sterilizers

- Keypads
- Thermocouple
- Bubble Level
- Drain Kit with Pump Filter
- Cable Clamp
- Barb Tee
- Cable Holder
- Cord Clip



TABLE TOP STERILIZERS Parts to fit TUTTNAUER Automatic Autoclaves

- Power Supply
- Simulator (PT100)
- Wire Harnesses
- Pressure Gauge (Test)
- Test Point Board
- Ribbon Cable
- Pressure Transducer
- Temp Sensor (PT100)
- Diagnostic Smart Kit
- Filter Screen (New Style)





8 to 4
NO MORE

Sherry Lapidès
Vice President, Customer Relations
Replacement Parts Industries, Inc.


So much has happened in my life and Al's since we started RPI in 1972. At the time our oldest son, Larry, was 12 years old, Ira was 10 and our daughter, Robbie, was 8. They used to earn spending money stuffing, sealing and stamping envelopes of RPI flyers.

In just a few years came college graduations and Larry's wedding. Al was on the east coast on a business trip when our first grandchild was born. Ira's and Robbie's weddings came later. And RPI continued to grow, as did our family with seven more grandchildren arriving.

Then Ira joined us at RPI and the company began to grow even more quickly. Every few years we had to move as we outgrew the space we had and needed more. Now we're at it again. By the time you read this we will have expanded into another unit in our present building having added many new parts to help you serve your clients and more employees to help us serve you better.

In the last month, I have become a great-grandmother with a beautiful girl named Elliana Nita Lapidès having been born. What amazes and startles me is not that I am a great grandmother, but that our son is now a grandfather! The growth of our family and our company has really become intertwined in my mind. They really are a part of me.

Many of you have been RPI customers since the beginning; some are more recent. With many I have been able to trade family stories about births, deaths, wedding, and retirement. It's been a great ride and I am looking forward to great-grandparenthood and frequent trips to northern California to see the new baby.



AL'S VIEW

Al Lapidès
CEO Emeritus & Chairman of the Board
Replacement Parts Industries, Inc.

FROM THE OLD CURMUDGEON (still)

It is said that if you live long enough, you will see a lot of "firsts" in your life. They just keep coming. Well, Sherry and I have just seen the birth of our first great-grandchild, a beautiful girl, Elliana Nita Lapidès. Her father is our first grandchild, and his father is our first born (are you getting all of the firsts?). Our grandson has been dedicated to pleasing me, and so graduated from the University of California at Davis a few years ago majoring in "Fermentations" (wine and beer making). Sherry's column can take it from here.


I was discussing this with Joan Woodlock (our Vice President of Marketing) and she thought I might want to go over a few more firsts that more directly involve RPI ... so here goes.

The first thought of an RPI occurred when three of us in a wine club began talking about starting a new parts company. It would be based on a parts company in the food industry that one of us (not me) owned and operated. We investigated many industries and chose the biomedical field after meeting the owners, Brian Slater and Cliff Hudson, of a local repair company, Medi-Call. They defined the first 19 parts for autoclaves that they needed and the rest is history. Brian and his son are still our customer after 38 years, but unfortunately, Cliff passed away some years ago.

However, they did not place our first order. That came from Andy Vail just before Thanksgiving in 1972. His company was in Northridge, about 1 mile from our home. I hand delivered the package. It did not take Andy very long (about 5 minutes) to determine that I was a novice in his field. He strongly suggested that I take the course he was teaching on repairing biomed equipment at the local occupational school. That program gave me the basics I needed to develop RPI.

In 1981 we had grown enough to need our first outside the family employee. Although I had been an executive search consultant for many years, I couldn't figure out how to find the person who would be able to help this little startup grow. One day I was having lunch with one of my fellow graduates (Al Goldstein) from the Andy Vail course. He was a current customer. I knew his son (he had sold me our hi-fi home

continued on the back page



P&C Chairman Chairs – Lift Motor And Gear Solution

By Mark Micucci
RPI Product Development

Ever get frustrated with the fact that a bad Lift Gear renders the entire Lift Motor on a Pelton & Crane Chairman chair virtually useless?

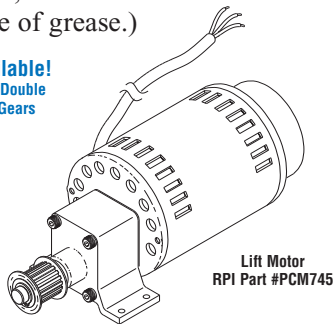
You recognize that infamous sound when the lift gear inside the transmission housing is bad – that "free spinning" sound. It just sends shivers down your back. You know your next step is having to face your customer to tell him those dreaded words ... "You need a new motor and yes it's gonna' cost you."



Lift Gear
RPI Part #PCG762

Well, no worries – RPI has the solution! RPI now sells the Lift Gear as a replacement part – just ask for RPI Part #PCG762. The Lift Gear comes with a package of Renolit G 193 Grease (RPI Part #RPL717) and detailed instructions on how to install the gear. (By the way, when replacing the gear, be sure to use the entire package of grease.)

Also Available!
Single and Double
Traverse Gears



Lift Motor
RPI Part #PCM745

Don't forget, RPI also offers the Lift Motor (RPI Part #PCM745). And just recently, we introduced the Single and Double Traverse Gears (RPI Part #'s PCG739 and PCG740) that fit the Traverse Motor.

RPI Becomes Distributor of OEM Parts For The Prestige/Kavoclave Sterilizers

Beginning in January, 2010, RPI became the distributor of OEM parts for the Prestige/Kavoclave line of sterilizers in North America. The Prestige line of sterilizers are manufactured in Great Britain by Prestige Medical and distributed in North America by Alfa Medical of Westbury, New York.

Prestige has sold three different versions over the years, simply referred to as the classic model, 210006, Versions I, II, and III. The sterilizer was also private-labeled for several years by Kavo and sold as the "KavoClave" sterilizer, which is also the same as Version I of the machine. Please see our website for descriptions of these models and the parts that we carry for each one.

RPI has worked closely with Alfa Medical and Prestige to carry the complete inventory of parts still

manufactured by Prestige for these machines. This is a departure from RPI's normal mode of reverse engineering and subcontracting the manufacture of parts to fit medical and dental equipment, but it is an excellent opportunity for us to help our customers by adding another line of parts to fit table top sterilizers.

Also, the **Tech Help** section of our website has a downloadable service manual to help you service and troubleshoot the Prestige/KavoClave sterilizers. And, of course, you can always call our helpful Tech Support guys should you require any assistance identifying parts or trouble shooting these sturdy, reliable sterilizers. You can call our Tech Support staff directly at (800) 221-9723, ext. 135, (Monday - Friday, 8:00 am - 4:30 pm Pacific Time) or contact them via email at techsupport@rpiparts.com.

Help Reduce the Spread of Infection ... RPI Now Offers Disposable Leadwires

Preventing Hospital Acquired Infections are a concern facing all medical facilities. Not only do these infections lead to additional patient treatments, longer hospital stays and increased costs they also open the facility to the possibility of lawsuits.

RPI, as a vendor of patient cables and leadwires, realized we had a part to play in helping hospitals reduce the incidence of infections by releasing a new line of Disposable Patient Leadwires.

These single use leadwires reduce the risk of cross contamination from patient to patient, leading to improved patient care.

Available in both shielded and unshielded versions with either snap or pinch patient ends, the RPI

Disposable Leadwires are designed and packaged for single patient use.

Introducing the RPI Disposable Leadwires in your facility is a simple, inexpensive process because they are designed to work with the cables you already have available.

Packaged ten single-use kits to a convenient resealable bag, the RPI Disposable Leadwires use color coded packaging to make identification quick and easy.

For a complete listing of all leadwires, both disposable and reuseable, that RPI offers, please visit our website at www.rpiparts.com. Or contact RPI for a FREE colorful, easy-to-use chart of all leadwires, patient cables, telemetry cables and Holter cables that RPI offers.



replacement parts industries, inc.

"The Alternate Source®"

P.O. Box 5019, Chatsworth, CA 91313-5019

PRSRT STD
US Postage
PAID
Van Nuys, CA
Permit #2399

Especially for . . .



Arrgh! ... Get your pirate game on with this year's PM poster. This colorful, giant game board has plenty excitement as you start at Pirate's Cove and make your way through a swashbuckling pirate's map to search for the RPI hidden treasure. Along the way you'll discover PM and Service Tips, but be very careful for you may run into dangerous serpents, quicksand, detours and much more.

**THE RPI 2010
PM POSTER IS HERE!**



For a free PM poster,
please visit our website
at www.rpiparts.com

Now A Word From Our Customers

“I was asked to contact you with my review of the 3600 gasket (that fits the Getinge/Castle 3600 autoclave); very nice. Many times after replacing the door gasket on this particular unit, a full mechanical door adjustment for the new gasket is needed. Believe me, it's a pain to do this adjustment. After installing the RPI gasket, no adjustment was needed. From my point of view, that's great. The sterilizer has been running without issue. I am quite pleased with the gasket, and the way it felt in my hand; seemed to feel different than Getinge's. Nice material. thank you for providing quality, reliable equipment parts.”

Ben G.

Thank you for letting us know Ben.
We appreciate your feedback.

Now Available ... Leadwire Sets for Veterinary Use

That's right! We now offer the following leadwire sets with the "alligator" end for veterinary use. Single leadwires also sold separately.

The Din/Unshielded with .060 Safety Socket are available in reusable 3, 5 and 7 leadwire sets – all in 24" lengths. The Dual/Shielded style are available in reusable 3 and 5 leadwire sets – all in 30" lengths.

The wire combiner and organizer accessories are also sold separately or as a set.

It Is Said That If You Live Long Enough ...

(Continued from front page)

setup) and mentioned I wanted someone with Phil's self motivation and thirst for learning. Al said that I should talk with Phil, and that if Phil were interested, he would help teach him. In 2011 Phil will mark his 30th year with us. He has developed more products than any other individual in RPI. He is still our "go to" guy when we want to enter a new product line.

I'm a great-grandfather now and so am prone to reminiscing. That means more stories from the past that Sherry and Ira are tired of hearing.

All rights reserved. No part of this newsletter may be reproduced or utilized in any form or by any other means without permission in writing from the Publisher. Inquiries should be addressed to: RPI, Marketing Department, P.O. Box 5019, Chatsworth, California 91313-5019. Additional copies of The Alternate Source® may be obtained by contacting RPI. Please feel free to Call: (800) 221-9723, Fax: (818) 882-7028, or E-Mail: moreinfo@rpiparts.com your request. Parts mentioned in this newsletter are manufactured by Replacement Parts Industries, Inc. to fit the equipment noted. All product names used in this document are trademarks or registered trademarks of their respective holders. RPI © 2010.

**CALL (800) 221-9723 or (818) 882-8611 • FAX (818) 882-7028 • WEBSITE www.rpiparts.com
E-MAIL moreinfo@rpiparts.com • E-MAIL order@rpiparts.com • E-MAIL techhelp@rpiparts.com**