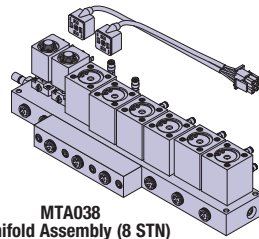


## More New Parts to Fit Medivators® DSD-201® & DSD Edge®

By Chris Jacobs, RPI Product Development

Good news! RPI is adding even more parts to our Medivators AER lineup to include the ones you need most to fit the DSD-201 and DSD Edge Manifold Assemblies.



MTA038  
Manifold Assembly (8 STN)

For starters, we now offer the entire Manifold Assemblies with two, six, and eight stations. This complete assembly is your “plug-and-play” repair solution because all three of these assemblies come completely loaded with all of the Valve Block Assemblies, Valve Assemblies (Alcohol/Detergent), Check Valves, and Sub Manifolds needed. What’s more, each of the parts that make up these Manifold Assemblies is also sold separately.

As for the Manifolds, there’s even more good news. We designed a new mounting system that helps keep you from accidentally stripping threads or pulling out the inserts.

In addition, we offer the Valve Block Assemblies in all three configurations. So, depending on which configuration you need — two elbow fittings, or two straight fittings, or one elbow and one straight fitting – RPI has the assembly you need. For your convenience, these fittings are also sold separately. What’s more, there’s an RPI Valve Block Rebuild Kit especially for these Valve Blocks.

When it comes to the Valve Assembly (Alcohol/Detergent), we carry the entire Assembly, the Repair Kit, with the Coil and the Wire Harness each sold separately. To round out the Manifold Assemblies, both the smaller and larger Sub Manifold Check Valves are available as well.

Parts for the Air Valve Manifolds are also in stock and ready to ship. The Air Valve Manifold Assemblies for the four, six, and eight stations include the manifold with fittings and exhaust filter already assembled, plus the MAC Solenoid Valves, harness, and fittings. Keep in mind that the manifold and valves are sold separately as well.

Continued on page 3

## Introducing New Parts To Fit Sterrad NX, 100NX & 100S

By Neil Blagman, RPI Product Development

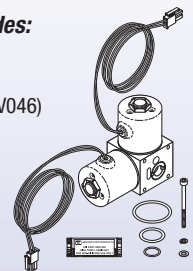
As many of you are aware, RPI has many Planned Maintenance Kits to fit various versions of the Sterrad NX, 100NX and 100S Hydrogen Peroxide Sterilizers. As a follow up to this successful introduction, we are proud to add the following repair parts and test tools.

RPI now offers complete replacements for the Vaporizer/Condenser Valve Manifold Assembly to fit the **Sterrad NX and 100NX Hydrogen Peroxide Sterilizers**. There is an RPI replacement assembly for each of the models which includes the Valve Manifold with the Rupture Disk, pre-installed Transition and Inlet Valves (*to fit the NX*), the O-rings needed with a packet of High Temp Lubricant, as well as all of the necessary hardware to mount the new Valve Manifold Assemblies to the Vaporizer/Condenser Assembly. Also keep in mind that the Valve Manifold with the Rupture Disk along with the Transition and Inlet Valves are also sold separately. Please see the chart below for details, and this article is continued on the back page.

### RPI Valve Manifold Assembly (Vaporizer/Condenser)

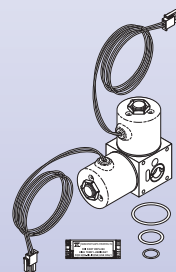
#### Fits Model NX – RPI Part #SDA048 includes:

- (1) Valve Manifold with installed Rupture Disk (RPT Part #SDM081)
- (1) Transition Valve pre-installed (RPI Part #SDV046)
- (1) Inlet Valve pre-installed (RPI Part #SDV047)
- (1 pc) High Temp Lubricant (RPI Part #RPL090)
- (1) O-Ring (RPI Part #RPO054)
- (2) O-Rings different sizes
- Mounting hardware



#### Fits 100NX – RPI Part #SDA082 includes:

- (1) Valve Manifold with installed Rupture Disk (RPT Part #SDM081)
- (2) Inlet Valve pre-installed (RPI Part #SDV047)
- (1 pc) High Temp Lubricant (RPI Part #RPL090)
- (1) O-Ring (RPI Part #RPO054)
- (2) O-Rings different sizes
- Mounting hardware



Continued on back page



Ira Lapidès  
CEO & President  
Replacement Parts Industries, Inc.

## FROM THE DESK OF THE PRESIDENT

### Catalytic Converter Patent

Big news! RPI has been awarded our first ever patent by the US Patent and Trademark Office (USPTO) on our catalytic converter, RPI Part #SDC005, for a sterilizer that uses 59% hydrogen peroxide solution for sterilization (the common hydrogen peroxide solution that we buy at the store for first aid is 3%, so yes, this stuff is really nasty).

The machines convert the H2O2 into a gas, which once the sterilization cycle is complete, needs to be vented out of the machine. Venting H2O2 gas is obviously quite hazardous, so it goes through the catalytic converter and is changed into H2O and oxygen.

We have been working on this patent with our intellectual property attorneys and the US Patent and Trademark Office for more than two years, and have been selling our catalytic converter for about 2-1/2 years.

The original equipment manufacturer had patented their converter, so we needed to engineer around that patent, did so very successfully, and then decided to see if we could patent our design. And after two years of hard work and multiple discussions and exchanges with our intellectual property attorney and the USPTO, the patent was finally granted!

**INTELLECTUAL  
PATENTED  
PROPERTY**

RPI #SDC005  
Catalytic Converter

**BREAKING NEWS**  
**RPI is awarded US Patent #10,610,828**

## THE RPI FAMILY

Hello my name is Stephanie and I'm proud to say I work at RPI. It is an outstanding company that has helped me grow along the way, and a place where my skills are valued. I am devoted to helping our customers, and I'm glad that I'm part of the RPI family.

I first started off as a temporary employee, then hired as a full time employee when the company was located in Chatsworth a few years back.

Now that RPI is located in Simi Valley, it is a longer commute for me, but I can honestly say that I really enjoy the drive. The scenery along my commute is so beautiful with amazing views of the mountains and canyons.



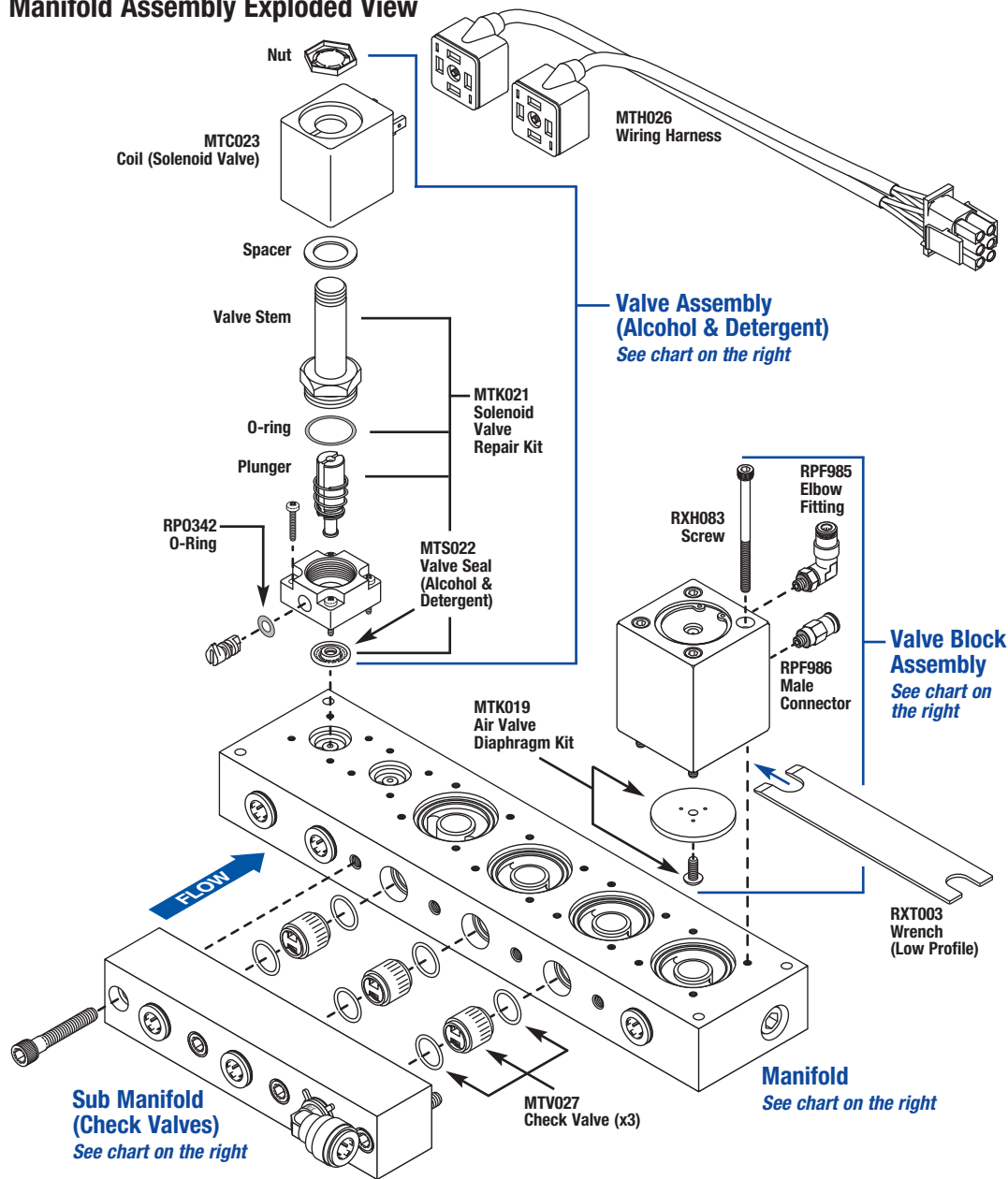
Stephanie  
Customer Service  
Representative

Working for RPI has given me the opportunity to practice my customer service skills. I talk to our customers on a daily basis. My mission is to help the customers and give them a great experience. RPI is my full time job during the day and I attend Dental Hygiene school at night.

When I'm not attending school, usually weekends, I keep occupied by doing extra-curricular activities such as hiking and going to the gym. I hike everywhere in Los Angeles from the Hollywood sign to Eaton Canyon which is located in Pasadena. I like to travel and have been to Europe and Mexico.

My family and friends were extremely proud that I got hired for a great company, and so am I.

**More New Parts to fit Medivators DSD-201 and DSD Edge** (continued from the front page)  
**Manifold Assembly Exploded View**



**8 Station Manifold Assembly**

- Manifold Assembly (RPI Part #MTA038)
- Manifold (RPI Part #MTM039)
- Sub Manifold (Check Valves) (RPI Part #MTM051)
- Valve Assembly (Alcohol/Detergent) (RPI Part #MTV020)
- Valve Block Assembly (RPI Part #'s MTA017 & MTA018\*)

**6 Station Manifold Assembly**

- Manifold Assembly (RPI Part #MTA040)
- Manifold (RPI Part #MTM041)
- Sub Manifold (Check Valves) (RPI Part #MTM051)
- Valve Assembly (Alcohol/Detergent) (RPI Part #MTV020)
- Valve Block Assembly (RPI Part #'s MTA017 & MTA018\*)

**2 Station Manifold Assembly**

- Manifold Assembly (RPI Part #MTA042)
- Manifold (RPI Part #MTM043)
- Valve Assembly (Alcohol/Detergent) *Not Required*
- Sub Manifold (Check Valves) (RPI Part #MTM052)
- Valve Block Assembly (RPI Part #MTA016\*)

\* The configuration of the Valve Block Assembly determines which assembly is required:

- MTA016 includes (2) Elbow Fittings
- MTA017 includes (2) Straight Fittings
- MTA018 includes (1) Elbow Fitting and (1) Straight Fitting

**More New Parts to Fit Medivators® DSD-201® & DSD Edge®**

(Continued from the front page)

To help you take care of the air tank, we now offer the Pressure Relief Valve and the air tank's Check Valve.

As a bonus, we added the Check Valve that connects the peristaltic pump lines to the alcohol and detergent lines, and the sintered exhaust filter for the MAC manifold purge mufflers.

To calibrate the unit, RPI offers the Restrictor, used to test drain times and simulate the pressure of an active scope.

Don't forget the tools needed to service these AER's to make your job easier. We offer locking clips used to lock the collets on the John Guest push-in fittings as well as a Collet Release Wrench Set, perfect for easily removing the locking clips and releasing stuck collets.

Lastly, there is a variety of straight,

elbow, and Tee fittings that can help keep your unit sealed and running correctly.

An exploded view of all the parts mentioned in this article is shown above. Plus, all of the new parts are featured on pages 4-5. Take a moment to check them out.

If you have any questions or comments, please contact our Technical Support staff at 800-221-9723, Ext. 135, Monday - Friday, 8:00 am - 4:30 pm (Pacific Time).

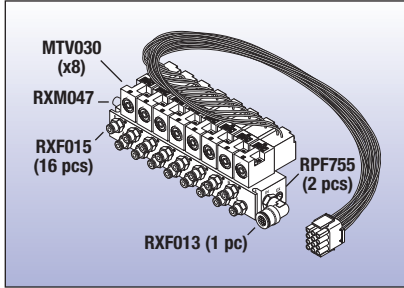
# WHAT'S NEW

The following new parts are now in stock,

## New Line of Parts to fit Medivators® DSD-201® & DSD Edge® AER Systems

### MANIFOLD ASSEMBLY (AIR VALVE, 8 STN)

RPI Part #MTA053  
 OEM Part # (No OEM Part # Available)  
 Models: DSD-201 & DSD Edge



MTA053

### MANIFOLD (AIR VALVE, 8 STN)

RPI Part #MTM054  
 OEM Part # (No OEM Part # Available)  
 Models: DSD-201 & DSD Edge

### MANIFOLD ASSEMBLY (AIR VALVE, 6 STN)

RPI Part #MTA034  
 OEM Part #MM01-0035  
 Models: DSD-201 & DSD Edge

### MANIFOLD (AIR VALVE, 6 STN)

RPI Part #MTM035  
 OEM Part # (No OEM Part # Available)  
 Models: DSD-201 & DSD Edge

### MANIFOLD ASSEMBLY (AIR VALVE, 4 STN)

RPI Part #MTA036  
 OEM Part #MM01-0028  
 Models: DSD-201 & DSD Edge

### MANIFOLD (AIR VALVE, 4 STN)

RPI Part #MTM037  
 OEM Part # (No OEM Part # Available)  
 Models: DSD-201 & DSD Edge

### PURGE MUFFLER (SINTERED)

RPI Part #RXM047  
 OEM Part # (No OEM Part # Available)  
 Models: DSD-201 & DSD Edge



RXM047

### CHECK VALVE

RPI Part #MTV050  
 OEM Part #MV01-0039  
 Models: DSD-201 & DSD Edge



MTV056

### CHECK VALVE

RPI Part #MTV056  
 OEM Part #MV01-0027  
 Models: DSD-201 & DSD Edge

### MANIFOLD ASSEMBLY (8 STN)

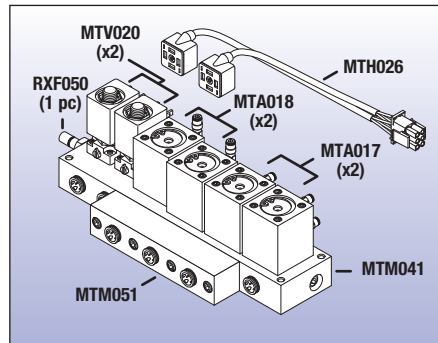
RPI Part #MTA038  
 OEM Part # (No OEM Part # Available)  
 Models: DSD-201 & DSD Edge

### MANIFOLD (8 STN)

RPI Part #MTM039  
 OEM Part #MM01-0021  
 Models: DSD-201 & DSD Edge

### MANIFOLD ASSEMBLY (6 STN)

RPI Part #MTA040  
 OEM Part #MM01-0030  
 Models: DSD-201 & DSD Edge



MTA040

### MANIFOLD (6 STN)

RPI Part #MTM041  
 OEM Part #MB02-0551  
 Models: DSD-201 & DSD Edge

### SUB MANIFOLD (CHECK VALVES)

RPI Part #MTM051  
 OEM Part #75227-516  
 Models: DSD-201 & DSD Edge

### MANIFOLD ASSEMBLY (2 STN)

RPI Part #MTA042  
 OEM Part #ASM1-0086  
 Models: DSD-201 & DSD Edge

### MANIFOLD (2 STN)

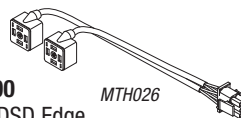
RPI Part #MTM043  
 OEM Part #MB02-0552  
 Models: DSD-201 & DSD Edge

### SUB MANIFOLD (CHECK VALVES)

RPI Part #MTM052  
 OEM Part #MB02-0549  
 Models: DSD-201 & DSD Edge

### WIRING HARNESS

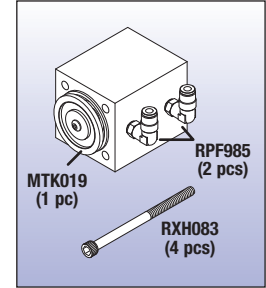
RPI Part #MTH026  
 OEM Part #43580-100  
 Models: DSD-201 & DSD Edge



MTH026

### VALVE BLOCK ASSEMBLY

RPI Part #MTA016  
 OEM Part #41600-124  
 Models: DSD-201 & DSD Edge



MTA016

### VALVE BLOCK ASSEMBLY

RPI Part #MTA017  
 OEM Part #41600-123  
 Models: DSD-201 & DSD Edge

### VALVE BLOCK ASSEMBLY

RPI Part #MTA018  
 OEM Part #41600-124  
 Models: DSD-201 & DSD Edge

### VALVE BLOCK REBUILD KIT

RPI Part #MTK055  
 OEM Part # (No OEM Part # Available)  
 Models: DSD-201 & DSD Edge

### SCREW (#8-32 X 2-3/8" SOC HD)

RPI Part #RXH083  
 OEM Part #MS05-0055  
 Models: DSD-201 & DSD Edge

### VALVE ASSEMBLY (ALCOHOL/DETERGENT)

RPI Part #MTV020  
 OEM Part #MV01-034  
 Models: DSD-201 & DSD Edge

### COIL (SOLENOID VALVE)

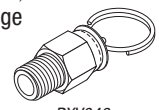
RPI Part #MTC023  
 OEM Part #MV01-0032  
 Models: DSD-201 & DSD Edge

### SOLENOID VALVE REPAIR KIT

RPI Part #MTK021  
 OEM Part # (No OEM Part # Available)  
 Models: DSD-201 & DSD Edge

### PRESSURE RELIEF VALVE

RPI Part #RXV046  
 OEM Part #MV01-0038  
 Models: DSD-201 & DSD Edge



RXV046

# FROM RPI

ready to ship the day your order is received!

## New Line of Parts to fit Medivators® DSD-201® & DSD Edge® AER Systems *(continued)*

**ELBOW FITTING**  
(5/32" PUSH-IN x #10-32 MALE)  
RPI Part #RPF985  
OEM Part #ME01-0033  
Models: DSD-201 & DSD Edge

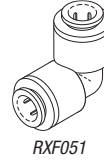
**MALE CONNECTOR**  
(5/32" PUSH-IN x #10-32 MALE)  
RPI Part #RPF986  
OEM Part # (No OEM Part # Available)  
Models: DSD-201 & DSD Edge

**FITTING (3/8" STEM x 1/4" MPT)**  
RPI Part #RXF050  
OEM Part #MA01-0076  
Models: DSD-201 & DSD Edge



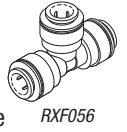
**ELBOW FITTING (3/8" PUSH-IN x 3/8" STEM)**  
RPI Part #RXF045  
OEM Part #ME01-0026  
Models: DSD-201 & DSD Edge

**ELBOW FITTING**  
(3/8" PUSH-IN x 3/8" PUSH-IN)  
RPI Part #RXF051  
OEM Part #ME01-0027  
Models: DSD-201 & DSD Edge



**FITTING (1/4" PUSH-IN X 3/8" STEM)**  
RPI Part #RXF055  
OEM Part # (No OEM Part # Available)  
Models: DSD-201 & DSD Edge

**TEE FITTING**  
(3/8" PUSH-IN)  
RPI Part #RXF056  
OEM Part #MT02-0017  
Models: DSD-201 & DSD Edge

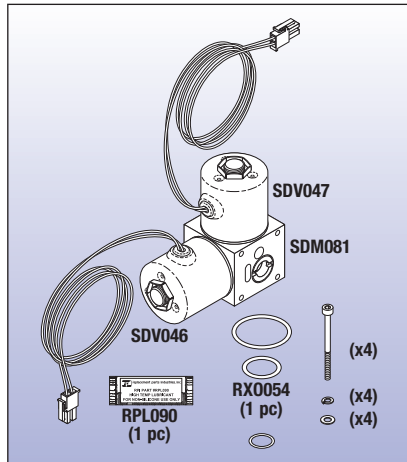


**RESTRICTOR**  
RPI Part #MTR049  
OEM Part # (No OEM Part # Available)  
Models: DSD-201 & DSD Edge

**LOCKING CLIPS**  
RPI Part #RXC057  
OEM Part #ML05-0001  
Models: DSD-201 & DSD Edge

## New Parts to fit Sterrad NX, 100NX & 100S Hydrogen Peroxide Sterilization Systems

**VALVE MANIFOLD ASSEMBLY**  
RPI Part #SDA048  
OEM Part # (No OEM Part # Available)  
Model: NX



SDA048

**VALVE MANIFOLD ASSEMBLY**  
RPI Part #SDA082  
OEM Part # (No OEM Part # Available)  
Model: 100NX

**VALVE MANIFOLD**  
RPI Part #SDM081  
OEM Part # (No OEM Part # Available)  
Models: NX & 100NX

**THERMOSTAT**  
RPI Part #SDT045  
OEM Part # (No OEM Part # Available)  
Models: NX & 100NX

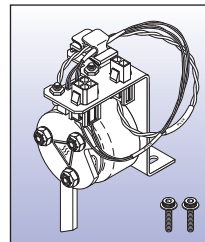
**TUBING ASSEMBLY (H2O2 DELIVERY- 38.50" LG)**  
RPI Part #SDA068  
OEM Part #27-53249-001  
Model: 100NX

**TUBING ASSEMBLY (H2O2 DELIVERY- 19" LG)**  
RPI Part #SDA071  
OEM Part #108892-01  
Model: NX

**TUBING ASSEMBLY (H2O2 DELIVERY- 16.50" LG)**  
RPI Part #SDA079  
OEM Part #27-53249-003  
Model: 100NX

**TUBING ASSEMBLY (H2O2 DELIVERY- 22" LG)**  
RPI Part #SDA080  
OEM Part #27-53249-004  
Model: 100NX

**DOOR LOCK ASSEMBLY**  
RPI Part #SDA041  
OEM Part #03-52002-0-001  
Model: NX



SDA041

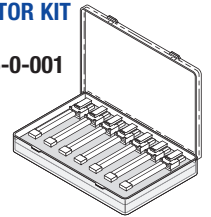
**DOOR LOCK SENSOR**  
RPI Part #SDS042  
OEM Part # (No OEM Part # Available)  
Model: NX

**DOOR LATCH KIT**  
RPI Part #SDK053  
OEM Part #74-51398-001, 74-51398  
Model: NX

**NEEDLE H2O2 TRANSFER**  
RPI Part #SDN073  
OEM Part # (No OEM Part # Available)  
Model: 100S

**NEEDLE H2O2 TRANSFER**  
RPI Part #SDN062  
OEM Part #06-52675-0-001 (Needle),  
22-00537-001 (O-ring)  
Model: NX & 100NX

**CALIBRATION RESISTOR KIT**  
RPI Part #SDK069  
OEM Part #04-52695-0-001  
Model: NX



SDK069

**CALIBRATION RESISTOR KIT**  
RPI Part #SDK070  
OEM Part #04-54742-0-001  
Model: 100NX

**O-RING**  
RPI Part #RX0054  
OEM Part # (No OEM Part # Available)  
Industry Part #AS568-116  
Models: NX, 100NX

**PLIERS (SOFT JAW)**  
RPI Part #RXT005  
OEM Part # (No OEM Part # Available)  
Models: NX, 100NX & 100S

**REPLACEMENT PADS**  
RPI Part #RXT006  
OEM Part # (No OEM Part # Available)  
Models: NX, 100NX & 100S

**SPANNER WRENCH**  
RPI Part #RXT020  
OEM Part # (No OEM Part # Available)  
Models: NX, 100NX & 100S



Sherry Lapidès  
Vice President, Customer Relations  
Replacement Parts Industries, Inc.

8 to 4  
NO MORE

## After 39 Years with RPI, Phil Goldstein Retires with Our Best Wishes!

Phil Goldstein retired recently and has left a big, empty space in my heart, at RPI, and in the medical and dental service industry. Phil was the first employee at RPI after my husband, Al, and me. He had been with RPI for 39 years.

There is an interesting story about how Phil came to join our company. Phil's dad, Al Goldstein (also known at RPI as "The Other Al"), had a dental equipment service company in Chatsworth, CA, not far from RPI's office at the time. He used to come to RPI to pick up parts and would stop and chat for a few minutes. We were talking with him one day about our desire to buy some stereo equipment. (Can you even remember back that far?). In any case, Al Goldstein suggested we go to a local stereo company where his son worked. We followed his advice and his son, Phil, was very helpful.

In talking with Al Goldstein later, we told him how much we appreciated the help Phil had given us – that he was eager, knowledgeable, enthusiastic and had a great attitude.

In late 1980, we were talking with Al Goldstein again about wanting to hire someone to work with us at RPI doing product development, among other things. We were not having any luck finding the right person. We said we wished we could find someone with his son's qualities, but with a service background. Al replied "How about Phil? I can teach him about parts and equipment." We followed his suggestion. Al did his part as a teacher, Phil took some classes at night, and the rest is history.

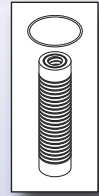
The service industry will lose one of its most knowledgeable resources and RPI will miss his work ethic, zest for learning and sharing his experience. We will miss one of the reasons for our growth over the last 48 years. Even though I am "8 to 4 No More", I will miss knowing he is here working on new parts for us to bring to you and helping to answer your service equipment questions.

All of us here at RPI wish Phil a long and happy retirement and thank him for the many years he has been with us and the work he has done.




Phil Goldstein retires after  
39 years with RPI

## Utility Room Water Control Systems



For water filtration systems in dental and medical offices – RPI now offers the filters and o-rings, as well as the spanner wrenches to loosen the bowl for access to the filters and o-rings. For a list of models these parts fit, click the RPI website homepage banner that features these parts at [www.rpiparts.com](http://www.rpiparts.com).

## RPI Core Program Seeking Midmark M11D & M11/220V Control PC Boards



RPI is offering \$50.00 credit for your used, non-operational Control PC Boards that fit the older style M11D and M11 220V Midmark UltraClaves® with the "Red" LED display, Models M11 001-019.

Here's our plan. Call RPI before you send in an M11D or M11 220V, and we will send you a free shipping box with a pre-paid return-shipping label - no need to include the bracket. Upon receipt of the board, RPI will inspect the board to determine if it is eligible for the \$50.00 credit program. The eligible boards will then be converted into our RPI Part #MIB131 to fit the M11. This is to keep M11 models up and running. (By the way, we will not be offering any D or 220 Volt boards for sale.)

## Compartment Air Probe RPI Part #OMP018 *Improved with New Technology!*



At RPI, we constantly review our products with our manufacturers to be sure we are producing the best, most reliable products for our customers. Here's a perfect example – the manufacturer of our Compartment Air Probe (RPI Part #OMP018) (that fits the GE Giraffe Omnibed® and Giraffe Incubator®) has been producing this assembly for RPI since its introduction in 2015 using the exact same process. Time passed and the manufacturer noted that new technologies available to them would allow them to increase the reliability of this part. Always looking for opportunities for improvement, RPI placed a sample run of the newly redesigned OMP018 and it met our quality specs. This change is transparent to both the installer and end user. RPI takes pride in offering our customers the best quality parts possible – and this was no exception!

## The 2020 PM Poster Is Here!

### RAIDERS OF REPAIR PARTS FOR EXAM TABLES & CHAIRS

Jump into the epic adventure of servicing exam tables and chairs. From the pitfalls of hydraulic leaks to the hidden booby traps of locking gas cylinders and capacitors, RPI's new PM Poster is sure to help you navigate servicing exam tables and chairs with helpful tips, troubleshooting techniques, and useful tools.

## Water Coolant Stem RPI Part #ADS233 *Troubleshooting Tips & More!*



**Tip #1.** Always keep in mind that the Water Coolant Stem that fits the A-dec 500, 400, 300 (4 position), 300 (3 position) and upgraded 200 systems was never intended to turn the flow of water off to the handpiece completely on its own. With that said, when we get tech calls concerning the Water Coolant Stem (RPI Part #ADS233), the questions usually center on problems that arise when trying to turn off the water flow completely to the handpiece by using the stem as a water shut off device. However, the Water Coolant Stem was never designed to be a water shut off device. It was designed to be a water control device. And yes, you can control the flow of water to almost zero, but turning the Water Coolant Stem until it bottoms out hard against its seat, will damage the stem, or even worse damage the internal valve seat of the block. So as a reminder! The proper procedure to turn the water completely off to the handpiece is to turn off the Wet/Dry toggle on the Foot Control Assembly.

**Tip #2.** Another call we get that involves the Water Coolant Stem centers on when the Water Cartridge Assembly (RPI Part #ADC236) is not screwed into the block completely. When this happens, the shoulder of the Water Coolant Stem hits the shoulder of the Water Cartridge Assembly and stops movement of the Water Coolant Stem. Continued turning of the Water Coolant Stem will not only flex and possibly bend the stem, it will damage the internal threads, thus making the replacement of the control block necessary. So make sure that the Water Cartridge Assembly is completely screwed into the block.

## RPI Technical Resources In Person or Just Click! *Service Tips, PM Tips, & More*



With RPI you have always been able to count on a myriad of valuable information and tools to help you with repair requirements. From installation instructions and troubleshooting guides to exploded views and calibration kits, RPI has been giving you the tools you need to get the job done right. Lately RPI has been going even further. Recently we released a calibration video for the Tuttnauer E-series autoclaves to get you familiar with the unit's key components and the nuances of calibrating these machines. RPI has also recently updated our TUK108 Smart Kit booklet to give you error codes, more exploded views and even more information to help you troubleshoot Tuttnauer E-series autoclaves. And it doesn't stop there. We have training videos on Midmark autoclaves and Medivator DSD units as well as several other guides for Scican, Pelton and Crane, Apollo and many more systems. If you would like to learn more from one of our Technical Support Team members, we offer training courses at shows such as the MD Expo and state biomed association events. Our team has also done webinars on MedWrench and TechNation which are available on our website. RPI has also hosted training sessions right here at our facility in Simi Valley, California. In short RPI is offering a lot more content for you to get and stay familiar with the units you see every day. The next time you are unsure of how to work on a particular machine, visit our website, give us a call or just stop by our facility and let our Technical Support Team show you the many resources we carry to help you get familiar with that new unit.



replacement parts industries, inc.

"The Alternate Source®"

P.O. Box 940250, Simi Valley, CA 93094

PRSR STD  
US Postage  
PAID  
Van Nuys, CA  
Permit #2399

*Especially for . . .*

## Introducing New Parts to fit Sterrad NX, 100NX & 100S

*(Continued from page 1)*

By the way, replacing the Valve Manifold Assembly allows you to replace a damaged valve seat or ruptured disk as well as removing the impossible to clean, built up salts which tend to accumulate on internal surfaces of the Valve Manifold.

In addition, RPI offers the Door Lock Assembly (RPI Part #SDA041) to fit the **Sterrad NX**. This assembly includes the Door Lock Sensor (also sold separately as RPI Part #SDS042), and all of the hardware to mount the assembly. Plus the Door Latch Kit (RPI Part #SDK053), which includes a new door latch with built-in switch and keeper as well as all necessary hardware to mount both the latch and the keeper, is now available.

Rounding out our new repair parts offering to fit the **Sterrad 100S**, we have the H2O2 Transfer Needles with the Sealing O-rings, sold in a package of two – just ask for RPI Part #SDN073. And if you need the same parts to fit the **Sterrad NX**, we offer RPI Part #SDN062 as well.

To deliver the H2O2 within the **Sterrad 100NX** system, we have three different Tubing Assemblies with varying tube lengths: For 19.0" long tubing, you will need RPI Part #SDA071, for 16.50" long tubing, there's the RPI Part #SDA079, and for tubing that's 22" long, it's RPI Part #SDA080. To fit the **Sterrad NX**, you will need the assembly that includes the 38.50" long tubing which is RPI Part #SDA068.

The over temperature Thermostat (RPI Part #SDT045) that fits the Vaporizer/Condenser Assembly in both the **Sterrad 100NX** and **NX** systems is also now in stock.

Now let's turn our attention to the new tools we are introducing for servicing these units. For the **Sterrad NX** and **100NX** units, RPI is now selling Calibration Resistor Kits with the parts needed to allow you to complete the temperature calibration and verification procedures. The Calibration Resistor Kit (RPI Part #SDK069) developed for the **Sterrad NX** is used mostly for installations and recertification, and consists of seven individual 1% Precision Resistors including all simulated temperature values. And for the **Sterrad 100NX**, ask for

Calibration Resistor Kit RPI Part #SDK070 which consists of eight individual 1% Precision Resistors all set for 50° C. The parts in these Kits are packaged in a sturdy plastic case to keep them safe and organized (The RPI advantage!). In addition, all of the Precision Resistors are sold separately as well.

When it comes to tools RPI wants to be sure you have the correct tool for the job! For instance, to open the Ultra-Torr™ Fitting used on the **Sterrad NX and 100NX**, RPI now offers a set of Soft Jaw Pliers (RPI Part #RXT005) that are recommended to prevent damage to the fitting. We also offer Replacement Pads (RPI Part #RXT006) and the replacement O-rings (RPI Part #RXO054) for the fittings. We also have a custom sized Spanner Wrench (RPI Part #RXT020) designed specifically to open the Vent Valve without damaging the piston bonnet on the **Sterrad 100NX, NX and 100S** systems.

You will also find all of these new parts highlighted on page 5 of this newsletter. Look to RPI to continue adding more related parts and tools to expand our support for the Sterrad Hydrogen Peroxide Sterilizers.

All rights reserved. No part of this newsletter may be reproduced or utilized in any form or by any other means without permission in writing from the Publisher. Inquiries should be addressed to: RPI, Marketing Department, P.O. Box 940250, Simi Valley, California 93065. Additional copies of The Alternate Source® may be obtained by contacting RPI. Please feel free to Call: (800) 221-9723. Fax: (818) 882-7028, or E-Mail: [moreinfo@rpi.com](mailto:moreinfo@rpi.com) your request. Parts mentioned in this newsletter are manufactured by Replacement Parts Industries, Inc. to fit the equipment noted. All product names used in this document are trademarks or registered trademarks of their respective holders. RPI © 2020.

**CALL (800) 221-9723 or (818) 882-8611 • FAX (818) 882-7028 • WEBSITE [www.rpiparts.com](http://www.rpiparts.com)  
E-MAIL [moreinfo@rpi.com](mailto:moreinfo@rpi.com) • E-MAIL [order@rpi.com](mailto:order@rpi.com) • E-MAIL [techhelp@rpi.com](mailto:techhelp@rpi.com)**